



PRE - DEMERGER


Format of holding of specified securities

1. Name of Listed Entity: **M/s. ORTIN LABORATORIES LIMITED**
2. Scrip Code/Name of Scrip/Class of Security: **539287**
3. Share Holding Pattern Filed under: Reg. 31(1)(a)/Reg. 31(1)(b)/Reg.31(1)(c) : **31 1(C)**
 - a. If under 31(1)(b) then indicate the report for Quarter ending. **NA**
 - b. If under 31(1)(c) then indicate date of allotment/extinguishment . **Demerger**

4. **Declaration:** The Listed entity is required to submit the following declaration to the extent of submission of information:-

	Particulars	Yes*	No*
1	Whether the Listed Entity has issued any partly paid up shares?		No
2	Whether the Listed Entity has issued any Convertible Securities or Warrants?		No
3	Whether the Listed Entity has any shares against which depository receipts are issued?		No
4	Whether the Listed Entity has any shares in locked-in?		No
5	Whether any shares held by promoters are pledge or otherwise encumbered?		No

Signature



Annexure - 1



Table I - Summary statement holding of specified securities (only one class of equity shares)

Category (I)	Category of shareholder (II)	Nos. of share holders (III)	No. of fully paid up equity shares held (IV)	No. of Partly paid-up equity shares held (V)	No. of shares underlying Depository Receipts (VI)	Total nos. shares held (VII) = (IV)+(V) + (VI)	Shareholding as a % of total no. of shares (calculate as per SCRR, 1957) (VIII) As a % of (A+B+C2)	Number of Voting Rights held in each class of securities (IX)		No. of Shares Underlying Outstanding convertible securities (including Warrants) (X)	Shareholding, as a % assuming full conversion of convertible securities (as a percentage of diluted share capital) (XI) = (VII)+(X) As a % of (A+B+C2)	Number of Locked in shares (XII)	Number of Shares pledged or otherwise encumbered (XIII)	Number of equity shares held in dematerialized form (XIV)
								No of voting rights	Total as % of (A+B+C)					
(A)	Promoter & Promoter group	26	6038348	0	0	6038348	35.64	6038348	35.64	0	35.64	0	0	6038348
(B)	Public	6202	10902052	0	0	10902052	64.36	10902052	64.36	0	64.36	0	0	10709908
(C)	Non promoter non public	0	0	0	0	0	0	0	0	0	0	0	0	0
(C1)	Shares underlying DRs	0	0	0	0	0	0	0	0	0	0	0	0	0
(C2)	Shares held by employee Trusts	0	0	0	0	0	0	0	0	0	0	0	0	0
	Total	6228	16940400	0	0	16940400	100	16940400	100	0	1000	0	0	16748256

Return



Table II – Statement showing shareholding pattern of the Promoter and Promoter Group (only one class of equity shares)

	Category & Name of the shareholder (II)	PAN (II)	Nos. of share holder (III)	No. of fully paid up equity shares held (IV)	No. of Partly paid-up equity shares held (V)	No. of shares under lying Depository Receipts (VI)	Total nos. shares held (VII) = (IV)+(V)+(VI)	Share holding as a % of total no. of shares (calculated as per SCRR, 1957) (VIII) As a % of (A+B+C2)	Number of Voting Rights held in each class of securities (IX)		No. of Shares Underlying Outstanding convertible securities (including Warrants) (X)	Shareholding, as a % assuming full conversion of convertible securities (as a percentage of diluted share capital) (XI) = (VII)+(X) As a % of (A+B+C2)	Number of Locked in shares (XII)		Number of Shares pledged or otherwise encumbered (XIII)	Number of equity shares held in dematerialized form (XIV)	
									No of voting rights	Total as % of (A+B+C)			No	As a % of total shares held			
1	Indian																
a	Individuals/ HUF Family		26	6038348	0	0	6038348	35.64	6038348	35.64	0	35.64	0	0	0	0	6038348
	<u>Names</u>																
1	Sanka Balaji Venkateswarlu	ABWPS5289A		157827	0	0	157827	0.93	157827	0.93	0	0.93	0	0	0	0	157827
2	Satyanarayana Raju Bhupathirau	ACEPB4059N		496130	0	0	496130	2.93	496130	2.93	0	2.93	0	0	0	0	496130
3	Sanka Sarath Kumar	ADPPS0654L		120200	0	0	120200	0.71	120200	0.71	0	0.71	0	0	0	0	120200

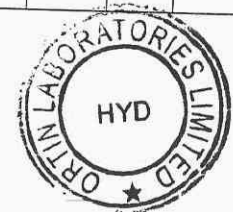


4	A Srinivasa Raju	AFSPA24 48D		392634	0	0	392634	2.32	392634	2.32	0	2.32	0	0	0	0	392634
5	A Ranga Raju	AFSPA24 49C		302775	0	0	302775	1.79	302775	1.79	0	1.79	0	0	0	0	302775
6	A Prabhakar Raju	AFSPA24 50D		616933	0	0	616933	3.64	616933	3.64	0	3.64	0	0	0	0	616933
7	Alluri Maithili	AFTPA41 22K		323310	0	0	323310	1.91	323310	1.91	0	1.91	0	0	0	0	323310
8	Sanka Venkata Ratnamma	AFVPS68 68Q		192389	0	0	192389	1.14	192389	1.14	0	1.14	0	0	0	0	192389
9	Sanka Venkata Sujatha	AFVPS76 29K		122800	0	0	122800	0.72	122800	0.72	0	0.72	0	0	0	0	122800
10	Sanka Venkata Subbamma	AFVPS76 31D		101250	0	0	101250	0.60	101250	0.60	0	0.60	0	0	0	0	101250
11	Venkata Ramana Gaddam	AGKPG09 91L		898470	0	0	898470	5.30	898470	5.30	0	5.30	0	0	0	0	898470
12	Lakshmi Sravani Dasari	AHOPD68 53B		87500	0	0	87500	0.52	87500	0.52	0	0.52	0	0	0	0	87500
13	Alluri Anantha Laxmi	AIJPA438 OJ		319022	0	0	319022	1.88	319022	1.88	0	1.88	0	0	0	0	319022
14	S. Mohan Krishna Murthy	AITPS239 6G		35816	0	0	35816	0.21	35816	0.21	0	0.21	0	0	0	0	35816
15	S. Murali Krishna Murthy	AITPS239 9K		143375	0	0	143375	0.85	143375	0.85	0	0.85	0	0	0	0	143375
16	S. Srinivas Kumar	AIYPS260 0L		246823	0	0	246823	1.46	246723	1.46	0	1.46	0	0	0	0	246823



17	Venkata Rama Gaddam	AJYPG48 97J	826168	0	0	826168	4.88	826168	4.88	0	4.88	0	0	0	0	826168
18	S. Hema Kumari	ASNPS11 16Q	97700	0	0	97700	0.64	97700	0.58	0	0.58	0	0	0	0	97700
19	G. Srinivasa Rao	AWKPG44 85G	69680	0	0	69680	0.41	69680	0.41	0	0.41	0	0	0	0	69680
20	Gaddam Balaji	AZBPG84 15H	48180	0	0	48180	0.28	48180	0.28	0	0.28	0	0	0	0	48180
21	S. Tandav Krishna	BCWPS08 46R	85650	0	0	85650	0.51	85650	0.51	0	0.51	0	0	0	0	85650
22	Sanka Ravi Sankar	BPJPS621 6M	85000	0	0	85000	0.50	85000	0.50	0	0.50	0	0	0	0	85000
23	Sanka Rajeshwari	BWDPS38 24A	39110	0	0	39110	0.23	39110	0.23	0	0.23	0	0	0	0	39110
24	Krishna Karthik Sanka	BWYPS63 98N	60000	0	0	60000	0.35	60000	0.35	0	0.35	0	0	0	0	60000
25	Sanka Satya Praveen Kumar	CGCPS52 06C	79316	0	0	79316	0.47	79316	0.47	0	0.47	0	0	0	0	79316
26	Sanka Naga Jyothi	CPFPS32 97P	90290	0	0	90290	0.53	90290	0.53	0	0.53	0	0	0	0	90290
	CG/SGs		0	0	0	0	0	0	0	0	0	0	0	0	0	0
	Financial Institutions/ Banks		0	0	0	0	0	0	0	0	0	0	0	0	0	0
	Any other		0	0	0	0	0	0	0	0	0	0	0	0	0	0
	Sub- Total (A)(1)	26	6038348	0	0	6038348	35.64	6038348	35.64	0	35.64	0	0	0	0	6038348
2	Foreign		0	0	0	0	0	0	0	0	0	0	0	0	0	0

Handwritten signature




<i>Individuals (NRI/ Foreign Individuals)</i>	0	0	0	0	0	0	0	0	0	0	0	0	0	0	0	0
<i>Government</i>	0	0	0	0	0	0	0	0	0	0	0	0	0	0	0	0
<i>Institutions</i>	0	0	0	0	0	0	0	0	0	0	0	0	0	0	0	0
<i>Foreign Portfolio Investor</i>	0	0	0	0	0	0	0	0	0	0	0	0	0	0	0	0
<i>Any other specify</i>	0	0	0	0	0	0	0	0	0	0	0	0	0	0	0	0
<i>Sub- Total (A)(2)</i>	0	0	0	0	0	0	0	0	0	0	0	0	0	0	0	0
<i>Total shareholding of promoter and promoter group</i>	26	6038348	0	0	6038348	35.64	6038348	35.64	0	35.64	0	0	0	0	0	6038348



Table III – Statement showing shareholding pattern of the Public shareholder (only one class of equity shares)


Category & Name of the shareholder (II)	PAN(II)	Nos. of shareholder (III)	No. of fully paid up equity shares held (IV)	No. of Partly paid up equity shares held (V)	No. of shares underlying Depository Receipts (VI)	Total nos. shares held (VII) = (IV)+(V)+ (VI)	Shareholding as a % of total no. of shares (calculated as per SCRR, 1957) (VIII) As a % of (A+B+C2)	Number of Voting Rights held in each class of securities (IX)		No. of Shares Underlying Outstanding convertible securities (including Warrants) (X)	Shareholding, as a % assuming full conversion of convertible securities (as a percentage of diluted share capital) (XI) = (VII)+(X) As a % of (A+B+C2)	Number of Locked in shares (XII)		Number of Shares pledged or otherwise encumbered (XIII)	Number of equity shares held in dematerialized form (XIV)
								No of voting rights	Total as % of (A+B+C)			No	As a % of total shares held		
(1) Institutions	-	0	0	0	0	0	0	0	0	0	0	0	0	0	0
(a) Mutual Funds	-	0	0	0	0	0	0	0	0	0	0	0	0	0	0
(b) Venture Capital Funds	-	0	0	0	0	0	0	0	0	0	0	0	0	0	0
(c) Alternate Investment Funds	-	0	0	0	0	0	0	0	0	0	0	0	0	0	0
(d) Foreign Venture Capital Funds	-	0	0	0	0	0	0	0	0	0	0	0	0	0	0

Suresh



(e)	Foreign Portfolio Investor	-	0	0	0	0	0	0	0	0	0	0	0	0	0	0	0	0
(f)	Financial Institution/Banks	-	0	0	0	0	0	0	0	0	0	0	0	0	0	0	0	0
(g)	Insurance Companies	-	0	0	0	0	0	0	0	0	0	0	0	0	0	0	0	0
(h)	Provident Funds/Pension Funds	-	0	0	0	0	0	0	0	0	0	0	0	0	0	0	0	0
(i)	Any other	-	0	0	0	0	0	0	0	0	0	0	0	0	0	0	0	0
	Sub Total (B) (1)	-	0	0	0	0	0	0	0	0	0	0	0	0	0	0	0	0
2	CG/SGs/President of India	-	0	0	0	0	0	0	0	0	0	0	0	0	0	0	0	0
	Sub Total (B) (2)	-	0	0	0	0	0	0	0	0	0	0	0	0	0	0	0	0
3	Non Institutions																	
(a)	Individuals-																	
	i. Individual shareholders holding nominal share capital upto Rs. 2 lakhs		5911	4421302	0	0	4421302	26.10	4421302	26.10	0	26.10	0	0	NA	0	4255958	
	i. Individual shareholders holding nominal share capital in excess of Rs. 2lakhs		53	5248844	0	0	5248844	30.98	5248844	30.98	0	30.98	0	0	NA	0	5223844	
	<u>Names</u>																	
1	Rajesh Poddar	AAFPP 3092C		794724	0	0	794724	4.69	794724	4.69	0	4.69	0	0	NA	0	794724	
2	V Varaprasada Rao	ADYPV 0407B		212953	0	0	227953	1.26	227953	1.35	0	1.26	0	0	NA	0	212953	
3	SuggulaSrinivasaRao	AVKPS 6984Q		204000	0	0	204000	1.20	204000	1.20	0	1.20	0	0	NA	0	204000	
(b)	NBFCs registered with RBI	-	4	179907	0	0	179907	1.06	179907	1.06	0	1.06	0	0	NA	0	179907	

S. P. S.




(c)	Employee Trusts	-	0	0	0	0	0	0	0	0	0	0	0	0	NA	0	0
(d)	Overseas Depositories	-	0	0	0	0	0	0	0	0	0	0	0	0	NA	0	0
(e)	Any other specify																
	Bodies Corporate		168	863873	0	0	863873	0	863873	5.10	0	5.10	0	0	NA	0	862073
	Hindu Undivided Families		0	0	0	0	0	0	0	0	0	0	0	0	NA	0	0
	Non Resident Indians		46	177335	0	0	177335	1.04	177335	1.04	0	1.04	0	0	NA	0	177335
	Clearing Members		20	10791	0	0	10791	0.06	10791	0.06	0	0.06	0	0	NA	0	10791
	Sub-Total(B)(3)	-	6202	10902052	0	0	10902052	64.36	10902052	64.36	0	64.36	0	0	NA	0	10709908
	Total Public shareholding (B) = (B)(1)+(B)(2)+(B)(3)	-	6202	10902052	0	0	10902052	64.36	10902052	64.36	0	64.36	0	0	NA	0	10709908



Table IV – Statement showing shareholding pattern of the Non Promoter – Non Public shareholder

	Category & Name of the shareholder (I)	PAN (I)	Nos. of Shareholder (III)	No. of fully paid up equity shares held (IV)	No. of Partly paid-up equity shares held (V)	No. of shares underlying Depository Receipts (VI)	Total nos. shares held (VII) = (IV)+(V)+(VI)	Shareholding as a % of total no. of shares (calculated as per SCRR, 1957) (VIII) As a % of (A+B+C2)	Number of Voting Rights held in each class of securities (IX)		No. of Shares Underlying Outstanding convertible securities (including Warrants) (X)	Shareholding, as a % assuming full conversion of convertible securities (as a percentage of diluted share capital) (XI) = (VII)+(X) As a % of (A+B+C2)	Number of Locked in shares (XII)		Number of Shares pledged or otherwise encumbered (XIII)		Number of equity shares held in dematerialized form (XIV)	
									No of voting rights	Total as % of (A+B+C)			No	As a % of total shares held				
(1)	Custodian/ DR Holder	0	0	0	0	0	0	0	0	0	0	0	0	0	0	0	0	0
(a)	Name of DR Holder (if applicable)	0	0	0	0	0	0	0	0	0	0	0	0	0	0	0	0	0
(2)	Employee Benefit Trust (under SEBI Share based employee benefit Regulations, 2014)	0	0	0	0	0	0	0	0	0	0	0	0	0	0	0	0	0
	Total Non Promoter-Non Public Shareholding (C)=(C)(1)+ (C)(2)	0	0	0	0	0	0	0	0	0	0	0	0	0	0	0	0	0



POST - DEMERGER

Format of holding of specified securities

1. Name of Listed Entity: **M/s.ORTIN LABORATORIES LIMITED**
2. Scrip Code/Name of Scrip/Class of Security: **539287**
3. Share Holding Pattern Filed under: Reg. 31(1)(a)/Reg. 31(1)(b)/Reg.31(1)(c) :**31(1)**
 - a. If under 31(1)(b) then indicate the report for Quarter ending. **NA**
 - b. If under 31(1)(c) then indicate date of allotment/extinguishment .**Demerger**

4. **Declaration:** The Listed entity is required to submit the following declaration to the extent of submission of information:-

	Particulars	Yes*	No*
1	Whether the Listed Entity has issued any partly paid up shares?		No
2	Whether the Listed Entity has issued any Convertible Securities or Warrants?		No
3	Whether the Listed Entity has any shares against which depository receipts are issued?		No
4	Whether the Listed Entity has any shares in locked-in?		No
5	Whether any shares held by promoters are pledge or otherwise encumbered?		No



Table I - Summary statement holding of specified securities (only one class of equity shares)

Category (I)	Category of shareholder (II)	Nos. of share holders (III)	No. of fully paid up equity shares held (IV)	No. of Partly paid-up equity shares held (V)	No. of shares underlying Depository Receipts (VI)	Total nos. shares held (VII) = (IV)+(V)+ (VI)	Shareholding as a % of total no. of shares (calculated as per SCRR, 1957) (VIII) As a % of (A+B+C2)	Number of Voting Rights held in each class of securities (IX)		No. of Shares Underlying Outstanding convertible securities (including Warrants) (X)	Shareholding, as a % assuming full conversion of convertible securities (as a percentage of diluted share capital) (XI)= (VII)+(X) As a % of (A+B+C2)	Number of Locked in shares (XII)	Number of Shares pledged or otherwise encumbered (XIII)	Number of equity shares held in dematerialized form (XIV)
								No of voting rights	Total as % of (A+B+C)					
(A)	Promoter & Promoter group	16	846018	10.40	0	846018	10.30	846018	10.40	0	0	0	0	846018
(B)	Public	6212	7285374	89.60	0	7285374	89.60	7285374	89.60	0	0	0	0	7193144
(C)	Non promoter non public	0	0	0	0	0	0	0	0	0	0	0	0	0
(C1)	Shares underlying DRs	0	0	0	0	0	0	0	0	0	0	0	0	0
(C2)	Shares held by employee Trusts	0	0	0	0	0	0	0	0	0	0	0	0	0
	Total	6228	8131392	100	0	8131392	100	8131392	100	0	0	0	0	8039162



Table II – Statement showing shareholding pattern of the Promoter and Promoter Group (only one class of equity shares)

Category & Name of the shareholder (I)	PAN(II)	Nos. of share holder (III)	No. of fully paid up equity shares held (IV)	No. of Partly paid-up equity shares held (V)	No. of shares under lying Depository Receipts (VI)	Total nos. shares held (VII) = (IV)+(V)+(VI)	Shareholding as a % of total no. of shares (calculated as per SCRR, 1957) (VIII) As a % of (A+B+C2)	Number of Voting Rights held in each class of securities (IX)		No. of Shares Underlying Outstanding and in convertible securities (including Warrants) (X)	Shareholding, as a % assuming full conversion of convertible securities (as a percentage of diluted share capital) (XI) = (VII)+(X) As a % of (A+B+C2)	Number of Locked in shares (XII)		Number of Shares pledged or otherwise encumbered (XIII)	Number of equity shares held in dematerialized form (XIV)		
								No of voting rights	Total as % of (A+B+C)			No	As a % of total shares held				
1	Indian																
a	Individuals/ HUF Family		16	846018	0	0	846018	10.40	846018	10.40	0	10.30	0	0	0	0	846018
	<u>Names</u>																
1	SankaBalajiVenkateswarlu	ABWPS5289A	75756	0	0	75756	0.93	75756	0.93	0	0.93	0	0	0	0	0	75756
2	SankaSarathKumar	ADPPS0654L	57696	0	0	57696	0.71	57696	0.71	0	0.71	0	0	0	0	0	57696
3	SankaVenkataRatnamma	AFVPS6868Q	92346	0	0	92346	1.14	92346	1.14	0	1.14	0	0	0	0	0	92346
4	SankaVenkataSujatha	AFVPS7629K	58944	0	0	58944	0.72	58944	0.72	0	0.72	0	0	0	0	0	58944
5	SankaVenkataSubbamma	AFVPS7631D	48600	0	0	48600	0.60	48600	0.60	0	0.60	0	0	0	0	0	48600



6	Lakshmi SravaniDasari	AHOPD68 53B		42000	0	0	42000	0.52	42000	0.52	0	0.52	0	0	0	0	42000
7	S. Mohan Krishna Murthy	AITPS239 6G		17191	0	0	17191	0.21	17191	0.21	0	0.21	0	0	0	0	17191
8	S. Murali Krishna Murthy	AITPS239 9K		68868	0	0	68868	0.85	68868	0.85	0	0.85	0	0	0	0	68868
9	S. Srinivas Kumar	AIYPS260 0L		118427	0	0	118427	1.46	118427	1.46	0	1.46	0	0	0	0	118427
10	S. HemaKumari	ASNPS11 16Q		52896	0	0	52896	0.65	52896	0.65	0	0.65	0	0	0	0	52896
11	S. Tandav Krishna	BCWPS08 46R		43512	0	0	43512	0.54	43512	0.54	0	0.54	0	0	0	0	43512
12	Sanka Ravi Sankar	BPJPS621 6M		40800	0	0	40800	0.50	40800	0.50	0	0.50	0	0	0	0	40800
13	SankaRajeshwari	BWDPS38 24A		18772	0	0	18772	0.23	18772	0.23	0	0.23	0	0	0	0	18772
14	Krishna KarthikSanka	BWYPS63 98N		28800	0	0	28800	0.35	28800	0.35	0	0.35	0	0	0	0	28800
15	SankaSatya Praveen Kumar	CGCPS52 06C		38071	0	0	38071	0.47	38071	0.47	0	0.47	0	0	0	0	38071
16	Sanka Naga Jyothi	CPFPS32 97P		43339	0	0	43339	0.53	43339	0.53	0	0.53	0	0	0	0	43339
	CG/SGs		0	0	0	0	0	0	0	0	0	0	0	0	0	0	0
	Financial Institutions/ Banks		0	0	0	0	0	0	0	0	0	0	0	0	0	0	0
	Any other		0	0	0	0	0	0	0	0	0	0	0	0	0	0	0



	Sub- Total (A)(1)	16	846018	0	0	846018	10.40	846018	10.40	0	10.30	0	0	0	0	846018
2	Foreign	0	0	0	0	0	0	0	0	0	0	0	0	0	0	0
	<i>Individuals (NRI/ Foreign Individuals)</i>	0	0	0	0	0	0	0	0	0	0	0	0	0	0	0
	<i>Government</i>	0	0	0	0	0	0	0	0	0	0	0	0	0	0	0
	<i>Institutions</i>	0	0	0	0	0	0	0	0	0	0	0	0	0	0	0
	<i>Foreign Portfolio Investor</i>	0	0	0	0	0	0	0	0	0	0	0	0	0	0	0
	<i>Any other specify</i>	0	0	0	0	0	0	0	0	0	0	0	0	0	0	0
	Sub- Total (A)(2)	0	0	0	0	0	0	0	0	0	0	0	0	0	0	0
	Total shareholding of promoter and promoter group	16	846018	0	0	846018	10.40	846018	10.40	0	10.30	0	0	0	0	846018





Table III – Statement showing shareholding pattern of the Public shareholder (only one class of equity shares)

Category & Name of the shareholder (II)	PAN(II)	Nos. of shareholder (III)	No. of fully paid up equity shares held (IV)	No. of Partly paid up equity shares held (V)	No. of shares underlying Depository Receipts (VI)	Total nos. shares held (VII) = (IV)+(V)+ (VI)	Shareholding as a % of total no. of shares (calculated as per SCRR, 1957) (VIII) As a % of (A+B+C2)	Number of Voting Rights held in each class of securities (IX)		No. of Shares Underlying Outstanding convertible securities (including Warrants) (X)	Shareholding, as a % assuming full conversion of convertible securities (as a percentage of diluted share capital) (XI) = (VII)+(X) As a % of (A+B+C2)	Number of Locked in shares (XII)		Number of Shares pledged or otherwise encumbered (XIII)		Number of equity shares held in dematerialized form (XIV)	
								No of voting rights	Total as % of (A+B+C)			No	As a % of total shares held				
(1) Institutions	-	0	0	0	0	0	0	0	0	0	0	0	0	0	0	0	0
(a) Mutual Funds	-	0	0	0	0	0	0	0	0	0	0	0	0	0	0	0	0
(b) Venture Capital Funds	-	0	0	0	0	0	0	0	0	0	0	0	0	0	0	0	0
(c) Alternate Investment Funds	-	0	0	0	0	0	0	0	0	0	0	0	0	0	0	0	0
(d) Foreign Venture Capital Funds	-	0	0	0	0	0	0	0	0	0	0	0	0	0	0	0	0
(e) Foreign Portfolio Investor	-	0	0	0	0	0	0	0	0	0	0	0	0	0	0	0	0
(f) Financial Institution/ Banks	-	0	0	0	0	0	0	0	0	0	0	0	0	0	0	0	0
(g) Insurance Companies	-	0	0	0	0	0	0	0	0	0	0	0	0	0	0	0	0
(h) Provident Funds/Pension Funds	-	0	0	0	0	0	0	0	0	0	0	0	0	0	0	0	0
(i) Any other	-	0	0	0	0	0	0	0	0	0	0	0	0	0	0	0	0
Sub Total (B) (1)	-	0	0	0	0	0	0	0	0	0	0	0	0	0	0	0	0

S. Kumar

2	CG/SGs/President of India	-	0	0	0	0	0	0	0	0	0	0	0	0	0	0	0
	Sub Total (B) (2)	-	0	0	0	0	0	0	0	0	0	0	0	0	0	0	0
3	Non Institutions																
(a)	Individuals-																
	i. Individual shareholders holding nominal share capital upto Rs. 2 lakhs		5940	2871864	0	0	2871864	35.32	2871864	35.32	0	35.32	0	0	NA	0	2780498
	i. Individual shareholders holding nominal share capital in excess of Rs. 2 lakhs		34	3822197	0	0	3822197	47.00	3822197	47.00	0	47.00	0	0	NA	0	3822197
	<u>Names</u>																
1	Satyanarayana raju Bhupathiraju			238142	0	0	238142	2.93	238142	2.93	0	2.93	0	0	NA	0	238142
2	A. SrinivasRaju			188464	0	0	188464	2.32	188464	2.32	0	2.32	0	0	NA	0	188464
3	A RangaRaju			145332	0	0	145332	1.79	145332	1.79	0	1.79	0	0	NA	0	145332
4	A PrabhakarRaju			296127	0	0	296127	3.64	296127	3.64	0	3.64	0	0	NA	0	296127
5	A Maithali			155188	0	0	155188	1.91	155188	1.91	0	1.91	0	0	NA	0	155188
6	Venkata Ramana Gaddam			431265	0	0	431265	5.30	431265	5.30	0	5.30	0	0	NA	0	431265
7	A Anantalakshmi			153130	0	0	153130	1.88	153130	1.88	0	1.88	0	0	NA	0	153130
8	Venkata Rama Gaddam			396560	0	0	396560	4.88	396560	4.88	0	4.88	0	0	NA	0	396560
9	V Varaprasada Rao			102217	0	0	102217	1.26	102217	1.26	0	1.26	0	0	NA	0	102217
10	Rajesh Poddar			381467	0	0	381467	4.69	381467	4.69	0	4.69	0	0	NA	0	381467



11	SuggulaSrinivasaRao			97920	0	0	97920	1.20	97920	1.20	0	1.20	0	0	NA	0	97920
(b)	NBFCs registered with RBI	-	4	86355	0	0	86355	1.06	86355	1.06	0	0	0	0	NA	0	86355
(c)	Employee Trusts	-	0	0	0	0	0	0	0	0	0	0	0	0	NA	0	0
(d)	Overseas Depositories	-	0	0	0	0	0	0	0	0	0	0	0	0	NA	0	0
(e)	Any other specify																
	Bodies Corporate		168	414659	0	0	414659	5.10	414659	5.10	0	5.10	0	0	NA	0	413795
	Hindu Undivided Families		0	0	0	0	0	0	0	0	0	0	0	0	NA	0	0
	Non Resident Indians		46	85120	0	0	85120	1.04	85120	1.04	0	1.04	0	0	NA	0	85120
	Clearing Members		20	5179	0	0	5179	0.06	5179	0.06	0	0.06	0	0	NA	0	5179
	Sub-Total(B)(3)	-	6212	7285374	0	0	7285374	89.60	7285374	89.60	0	89.60	0	0	NA	0	7193144
	Total Public shareholding (B) = (B)(1)+(B)(2)+(B)(3)	-	6212	7285374	0	0	7285374	89.60	7285374	89.60	0	89.60	0	0	NA	0	7193144

S. Venkatesh



Table IV – Statement showing shareholding pattern of the Non Promoter – Non Public shareholder

	Category & Name of the shareholder (II)	PAN(I)	Nos. of shareholder (III)	No. of fully paid up equity shares held (IV)	No. of Partly paid-up equity shares held (V)	No. of shares underlying Depository Receipts (VI)	Total nos. shares held (VII) = (IV)+(V)+(VI)	Shareholding as a % of total no. of shares (calculated as per SCRR, 1957) (VIII) As a % of (A+B+C2)	Number of Voting Rights held in each class of securities (IX)		No. of Shares Underlying Outstanding convertible securities (including Warrants) (X)	Shareholding, as a % assuming full conversion of convertible securities (as a percentage of diluted share capital) (XI)= (VII)+(X) As a % of (A+B+C2)	Number of Locked in shares (XII)		Number of Shares pledged or otherwise encumbered (XIII)		Number of equity shares held in dematerialized form (XIV)
									No of voing rights	Total as % of (A+B+C)			No	As a % of total shares held			
(1)	Custodian/ DR Holder	0	0	0	0	0	0	0	0	0	0	0	0	0	0	0	0
(a)	Name of DR Holder(if applicable)	0	0	0	0	0	0	0	0	0	0	0	0	0	0	0	0
(2)	Employee Benefit Trust (under SEBI Share based employee benefit Regulations, 2014	0	0	0	0	0	0	0	0	0	0	0	0	0	0	0	0
	Total Non Promoter-Non Public Shareholding (C)=(C)(1)+ (C)(2)	0	0	0	0	0	0	0	0	0	0	0	0	0	0	0	0

Handwritten signature



PRE - DEMERGER


Format of holding of specified securities

1. Name of Listed Entity: **M/s. Vineet Laboratories Limited**
2. Scrip Code/Name of Scrip/Class of Security: **Equity**
3. Share Holding Pattern Filed under: Reg. 31(1)(a)/Reg. 31(1)(b)/Reg.31(1)(c) :**31(1)**
 - a. If under 31(1)(b) then indicate the report for Quarter ending. **NA**
 - b. If under 31(1)(c) then indicate date of allotment/extinguishment .**Demerger**

4. **Declaration:** The Listed entity is required to submit the following declaration to the extent of submission of information:-

	Particulars	Yes*	No*
1	Whether the Listed Entity has issued any partly paid up shares?		No
2	Whether the Listed Entity has issued any Convertible Securities or Warrants?		No
3	Whether the Listed Entity has any shares against which depository receipts are issued?		No
4	Whether the Listed Entity has any shares in locked-in?		No
5	Whether any shares held by promoters are pledge or otherwise encumbered?		No

Annexure IV




REGD. OFFICE :
H.No. 5-5-160, Malleswari Nilayam,
Opp. Vishnu Theatre,
Chintalkunta, L.B. Nagar,
Hyderabad – 500074.

Table I - Summary statement holding of specified securities (only one class of equity shares)

Category (I)	Category of Shareholder (II)	Nos. of share holders (III)	No. of fully paid up equity shares held (IV)	No. of Partly paid-up equity shares held (V)	No. of shares underlying Depository Receipts (VI)	Total nos. shares held (VII) = (IV)+(V)+ (VI)	Shareholding as a % of total no. of shares (calculated as per SCRR, 1957) (VIII) As a % of (A+B+C2)	Number of Voting Rights held in each class of securities (IX)		No. of Shares Underlying Outstanding convertible securities (including Warrants) (X)	Shareholding, as a % assuming full conversion of convertible securities (as a percentage of diluted share capital) (XI) = (VII)+(X) As a % of (A+B+C2)	Number of Locked in shares (XII)	Number of Shares pledged or otherwise encumbered (XIII)	Number of equity shares held in dematerialized form (XIV)
								No of voting rights	Total as % of (A+B+C)					
(A)	Promoter & Promoter group	7	10000	100	0	10000	100	10000	100	0	0	0	0	--
(B)	Public	0	0	0	0	0	0	0	0	0	0	0	0	0
(C)	Non promoter non public	0	0	0	0	0	0	0	0	0	0	0	0	0
(C1)	Shares underlying DRs	0	0	0	0	0	0	0	0	0	0	0	0	0
(C2)	Shares held by employee Trusts	0	0	0	0	0	0	0	0	0	0	0	0	0
	Total	7	10000	100	0	10000	100	10000	100	0	0	0	0	-

Remona



[Handwritten signature]



Table II – Statement showing shareholding pattern of the Promoter and Promoter Group (only one class of equity shares)

Category & Name of the shareholder (II)	PAN(II)	Nos. of share holder (III)	No. of fully paid up equity shares held (IV)	No. of Partly paid up equity shares held (V)	No. of shares under lying Depository Receipts (VI)	Total nos. shares held (VII) = (IV)+(V)+(VI)	Share holding as a % of total no. of shares (calculated as per SCRR, 1957) (VIII) As a % of (A+B+C2)	Number of Voting Rights held in each class of securities (IX)		No. of Shares Underlying Outstanding and in g convertible securities (including Warrants) (X)	Shareholding, as a % assuming full conversion of convertible securities (as a percentage of diluted share capital) (XI)= (VII)+(X) As a % of (A+B+C2)	Number of Locked in shares (XII)		Number of Shares pledged or otherwise encumbered (XIII)		Number of equity shares held in dematerialized form (XIV)	
								No of voting rights	Total as % of (A+B+C)			No	As a % of total shares held				
1	Indian																
a	Individuals/ HUF Family	7	10000	0	0	10000	100	10000	100	0	100	0	0	0	0	0	--
	<u>Names</u>																
1	GaddamVenkata Rama		1400	0	0	1400	14	1400	14	0	14	0	0	0	Na	0	--
2	A. SrinivasRaju		1400	0	0	1400	14	1400	14	0	14	0	0	0	NA	0	--
3	A RangaRaju		1400	0	0	1400	14	1400	14	0	14	0	0	0	NA	0	--
4	A PrabhakarRaju		1400	0	0	1400	14	1400	14	0	14	0	0	0	NA	0	--



5	A Maithali			1400	0	0	1400	14	1400	14	0	14	0	0	NA	0	--
6	VenkataRamana Gaddam			1600	0	0	1600	16	1600	16	0	16	0	0	NA	0	--
7	ValluriVaraprasadaRao			1400	0	0	1400	14	1400	14	0	14	0	0	NA	0	--
	CG/SGs		0	0	0	0	0	0	0	0	0	0	0	0	0	0	0
	Financial Institutions/ Banks		0	0	0	0	0	0	0	0	0	0	0	0	0	0	0
	Any other		0	0	0	0	0	0	0	0	0	0	0	0	0	0	0
	Sub- Total (A)(1)	7	10000	0	0	10000	100	10000	100	0	100	0	0	0	0	0	0
2	Foreign		0	0	0	0	0	0	0	0	0	0	0	0	0	0	--
	Individuals (NRI/ Foreign Individuals)		0	0	0	0	0	0	0	0	0	0	0	0	0	0	0
	Government		0	0	0	0	0	0	0	0	0	0	0	0	0	0	0
	Institutions		0	0	0	0	0	0	0	0	0	0	0	0	0	0	0
	Foreign Portfolio Investor		0	0	0	0	0	0	0	0	0	0	0	0	0	0	0
	Any other specify		0	0	0	0	0	0	0	0	0	0	0	0	0	0	0
	Sub- Total (A)(2)	0	0	0	0	0	0	0	0	0	0	0	0	0	0	0	0
	Total shareholding of promoter and promoter group	7	10000	0	0	10000	100	10000	100	0	100	0	0	0	0	0	--

[Handwritten signature]




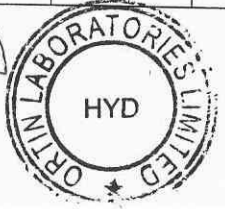
[Handwritten signature]



Table III – Statement showing shareholding pattern of the Public shareholder (only one class of equity shares)

Category & Name of the shareholder (II)	PAN (II)	Nos. of shareholder (III)	No. of fully paid up equity shares held (IV)	No. of Partly paid-up equity shares held (V)	No. of shares underlying Depository Receipts (VI)	Total nos. shares held (VII) = (IV)+(V)+(VI)	Shareholding as a % of total no. of shares (calculated as per SCRR, 1957) (VIII) As a % of (A+B+C2)	Number of Voting Rights held in each class of securities (IX)		No. of Shares Underlying Outstanding convertible securities (including Warrants) (X)	Shareholding, as a % assuming full conversion of convertible securities (as a percentage of diluted share capital) (XI) = (VII)+(X) As a % of (A+B+C2)	Number of Locked in shares (XII)		Number of Shares pledged or otherwise encumbered (XIII)		Number of equity shares held in dematerialized form (XIV)	
								No of voting rights	Total as % of (A+B+C)			No	As a % of total shares held				
(1) Institutions	-	0	0	0	0	0	0	0	0	0	0	0	0	0	0	0	0
(a) Mutual Funds	-	0	0	0	0	0	0	0	0	0	0	0	0	0	0	0	0
(b) Venture Capital Funds	-	0	0	0	0	0	0	0	0	0	0	0	0	0	0	0	0
(c) Alternate Investment Funds	-	0	0	0	0	0	0	0	0	0	0	0	0	0	0	0	0
(d) Foreign Venture Capital Funds	-	0	0	0	0	0	0	0	0	0	0	0	0	0	0	0	0
(e) Foreign Portfolio Investor	-	0	0	0	0	0	0	0	0	0	0	0	0	0	0	0	0
(f) Financial Institution/Banks	-	0	0	0	0	0	0	0	0	0	0	0	0	0	0	0	0
(g) Insurance Companies	-	0	0	0	0	0	0	0	0	0	0	0	0	0	0	0	0

Signature



(h)	Provident Funds/Pension Funds	-	0	0	0	0	0	0	0	0	0	0	0	0	0	0	0
(i)	Any other	-	0	0	0	0	0	0	0	0	0	0	0	0	0	0	0
	Sub Total (B) (1)	-	0	0	0	0	0	0	0	0	0	0	0	0	0	0	0
2	CG/SGs/President of India	-	0	0	0	0	0	0	0	0	0	0	0	0	0	0	0
	Sub Total (B) (2)	-	0	0	0	0	0	0	0	0	0	0	0	0	0	0	0
3	Non Institutions																
(a)	Individuals-																
	i. Individual shareholders holding nominal share capital upto Rs. 2 lakhs		0	0	0	0	0	0	0	0	0	0	0	0	0	0	0
	i. Individual shareholders holding nominal share capital in excess of Rs. 2 lakhs		0	0	0	0	0	0	0	0	0	0	0	0	0	0	0
	<u>Names</u>																
(b)	NBFCs registered with RBI	-	0	0	0	0	0	0	0	0	0	0	0	0	0	0	0
(c)	Employee Trusts	-	0	0	0	0	0	0	0	0	0	0	0	0	NA	0	0
(d)	Overseas Depositories	-	0	0	0	0	0	0	0	0	0	0	0	0	NA	0	0
(e)	Any other specify																
	Bodies Corporate		0	0	0	0	0	0	0	0	0	0	0	0	0	0	0
	Hindu Undivided Families		0	0	0	0	0	0	0	0	0	0	0	0	0	0	0
	Non Resident Indians		0	0	0	0	0	0	0	0	0	0	0	0	0	0	0
	Clearing Members		0	0	0	0	0	0	0	0	0	0	0	0	0	0	0

Handwritten signature



Handwritten signature



Sub- Total(B)(3)	-	0	0	0	0	0	0	0	0	0	0	0	0	0	0	0	0
Total Public shareholding (B) = (B)(1)+(B)(2)+(B)(3)	-	0	0	0	0	0	0	0	0	0	0	0	0	0	0	0	0


Table IV – Statement showing shareholding pattern of the Non Promoter – Non Public shareholder

Category & Name of the shareholder (I)	PAN(I)	Nos. of shareholder (III)	No. of fully paid up equity shares held (IV)	No. of Partly paid-up equity shares held (V)	No. of shares underlying Depository Receipts (VI)	Total nos. shares held (VII) = (IV)+(V)+(VI)	Shareholding as a % of total no. of shares (calculated as per SCRR, 1957) (VIII) As a % of (A+B+C2)	Number of Voting Rights held in each class of securities (IX)		No. of Shares Underlying Outstanding convertible securities (including Warrants) (X)	Shareholding, as a % assuming full conversion of convertible securities (as a percentage of diluted share capital) (XI) = (VII)+(X) As a % of (A+B+C2)	Number of Locked in shares (XII)		Number of Shares pledged or otherwise encumbered (XIII)		Number of equity shares held in dematerialized form (XIV)
								No of voting rights	Total as % of (A+B+C)			No	As a % of total shares held			
(1) Custodian/ DR Holder	0	0	0	0	0	0	0	0	0	0	0	0	0	NA	0	0
(a) Name of DR Holder (if applicable)	0	0	0	0	0	0	0	0	0	0	0	0	0	NA	0	0
(2) Employee Benefit Trust (under SEBI Share based employee benefit Regulations, 2014)	0	0	0	0	0	0	0	0	0	0	0	0	0	NA	0	0
Total Non Promoter-Non Public Shareholding (C)=(C)(1)+ (C)(2)	0	0	0	0	0	0	0	0	0	0	0	0	0	NA	0	0

[Handwritten Signature]



[Handwritten Signature]



POST -DEMERGER

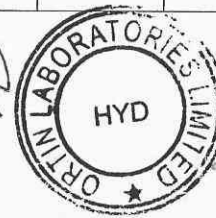
Format of holding of specified securities

1. Name of Listed Entity: **M/s.Vineet Laboratories Limited**
2. Scrip Code/Name of Scrip/Class of Security: **Equity**
3. Share Holding Pattern Filed under: Reg. 31(1)(a)/Reg. 31(1)(b)/Reg.31(1)(c) :**31(1)**
 - a. If under 31(1)(b) then indicate the report for Quarter ending. **NA**
 - b. If under 31(1)(c) then indicate date of allotment/extinguishment .**Demerger**

4. **Declaration:** The Listed entity is required to submit the following declaration to the extent of submission of information:-

	Particulars	Yes*	No*
1	Whether the Listed Entity has issued any partly paid up shares?		No
2	Whether the Listed Entity has issued any Convertible Securities or Warrants?		No
3	Whether the Listed Entity has any shares against which depository receipts are issued?		No
4	Whether the Listed Entity has any shares in locked-in?		No
5	Whether any shares held by promoters are pledge or otherwise encumbered?		No

Handwritten signature



Handwritten signature



Table I - Summary statement holding of specified securities (only one class of equity shares)

Category (I)	Category of shareholder (II)	Nos. of share holders (III)	No. of fully paid up equity shares held (IV)	No. of Partly paid-up equity shares held (V)	No. of shares underlying Depository Receipts (VI)	Total nos. shares held (VII) = (IV)+(V)+ (VI)	Shareholding as a % of total no. of shares (calculated as per SCRR, 1957) (VIII) As a % of (A+B+C2)	Number of Voting Rights held in each class of securities (IX)		No. of Shares Underlying Outstanding convertible securities (including Warrants) (X)	Shareholding, as a % assuming full conversion of convertible securities (as a percentage of diluted share capital) (XI)= (VII)+(X) As a % of (A+B+C2)	Number of Locked in shares (XII)	Number of Shares pledged or otherwise encumbered (XIII)	Number of equity shares held in dematerialized form (XIV)
								No of voting rights	Total as % of (A+B+C)					
(A)	Promoter & Promoter group	11	2353248	26.68	0	2353248	26.68	2353248	26.68	0	0	0	0	2353248
(B)	Public	6217	6465760	73.32	0	6465760	73.32	6465760	73.32	0	0	0	0	6365845
(C)	Non promoter non public	0	0	0	0	0	0	0	0	0	0	0	0	0
(C1)	Shares underlying DRs	0	0	0	0	0	0	0	0	0	0	0	0	0
(C2)	Shares held by employee Trusts	0	0	0	0	0	0	0	0	0	0	0	0	0
	Total	6228	8819008	100	0	8819008	100	8819008	100	0	0	0	0	8719093

[Handwritten signature]

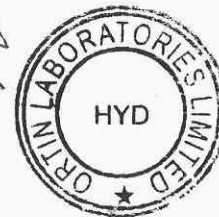


[Handwritten signature]



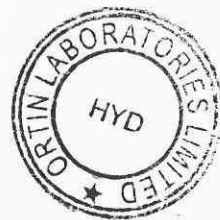
Table II – Statement showing shareholding pattern of the Promoter and Promoter Group (only one class of equity shares)

	Category & Name of the shareholder (II)	PAN(II)	Nos. of share holder (III)	No. of fully paid up equity shares held (IV)	No. of Partly paid-up equity shares held (V)	No. of shares under lying Depository Receipts (VI)	Total nos. shares held (VII) = (IV)+(V)+(VI)	Shareholding as a % of total no. of shares (calculated as per SCRR, 1957) (VIII) As a % of (A+B+C2)	Number of Voting Rights held in each class of securities (IX)		No. of Shares Underlying Outstanding convertible securities (including Warrants) (X)	Shareholding, as a % assuming full conversion of convertible securities (as a percentage of diluted share capital) (XI) = (VII)+(X) As a % of (A+B+C2)	Number of Locked in shares (XII)		Number of Shares pledged or otherwise encumbered (XIII)		Number of equity shares held in dematerialized form (XIV)	
									No of voting rights	Total as % of (A+B+C)			No	As a % of total shares held				
1	Indian																	
a	Individuals/ HUF Family		11	2353248	0	0	2353248	26.68	2353248	26.68	0	26.68	0	0	0	0	2353248	
	<u>Names</u>																	
1	Satyanarayanaraj uBhupathiraju			257987	0	0	257987	2.93	257987	2.93	0	2.93	0	0	NA	0	257987	
2	A. SrinivasRaju			205569	0	0	205569	2.33	205569	2.33	0	2.33	0	0	NA	0	205569	
3	A RangaRaju			158843	0	0	158843	1.80	158843	1.80	0	1.80	0	0	NA	0	158843	
4	A PrabhakarRaju			322205	0	0	322205	3.65	322205	3.65	0	3.65	0	0	NA	0	322205	
5	A Maithali			169521	0	0	169521	1.92	169521	1.92	0	1.92	0	0	NA	0	169521	



6	VenkataRamana Gaddam		468804	0	0	468804	5.31	468804	5.31	0	5.31	0	0	NA	0	468804
7	A Anantalakshmi		165891	0	0	165891	1.88	165891	1.88	0	1.88	0	0	NA	0	165891
8	Venkata Rama Gaddam		431007	0	0	431007	4.88	431007	4.88	0	4.88	0	0	NA	0	431007
9	GaddamSrinivasa Rao		36233	0	0	36233	0.41	36233	0.41	0	0.41	0	0	NA	0	36233
10	GaddamBalaji		25053	0	0	25053	0.28	25053	0.28	0	0.28	0	0	NA	0	25053
11.	ValluriVaraprasada Rao		112135	0	0	112135	1.27	112135	1.27	0	1.27	0	0	NA	0	112135
	CG/SGs	0	0	0	0	0	0	0	0	0	0	0	0	0	0	0
	Financial Institutions/ Banks	0	0	0	0	0	0	0	0	0	0	0	0	0	0	0
	Any other	0	0	0	0	0	0	0	0	0	0	0	0	0	0	0
	Sub- Total (A)(1)	11	2353248	0	0	2353248	26.68	2353248	26.68	0	26.68	0	0	0	0	2353248
2	Foreign	0	0	0	0	0	0	0	0	0	0	0	0	0	0	0
	Individuals (NRI/ Foreign Individuals)	0	0	0	0	0	0	0	0	0	0	0	0	0	0	0
	Government	0	0	0	0	0	0	0	0	0	0	0	0	0	0	0
	Institutions	0	0	0	0	0	0	0	0	0	0	0	0	0	0	0
	Foreign Portfolio Investor	0	0	0	0	0	0	0	0	0	0	0	0	0	0	0
	Any other specify	0	0	0	0	0	0	0	0	0	0	0	0	0	0	0
	Sub- Total (A)(2)	0	0	0	0	0	0	0	0	0	0	0	0	0	0	0
	Total shareholding of promoter and promoter group	11	2353248	0	0	2353248	26.68	2353248	26.68	0	26.68	0	0	0	0	2353248

Handwritten signature

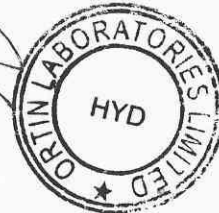


Handwritten signature




Table III – Statement showing shareholding pattern of the Public shareholder (only one class of equity shares)

Category & Name of the shareholder (II)	PAN(II)	Nos. of shareholder (III)	No. of fully paid up equity shares held (IV)	No. of Partly paid up equity shares held (V)	No. of shares underlying Depository Receipts (VI)	Total nos. shares held (VII) = (IV)+(V)+(VI)	Shareholding as a % of total no. of shares (calculated as per SCRR, 1957) (VIII) As a % of (A+B+C2)	Number of Voting Rights held in each class of securities (IX)		No. of Shares Underlying Outstanding convertible securities (including Warrants) (X)	Shareholding, as a % assuming full conversion of convertible securities (as a percentage of diluted share capital) (XI) = (VII)+(X) As a % of (A+B+C2)	Number of Locked in shares (XII)		Number of Shares pledged or otherwise encumbered (XIII)		Number of equity shares held in dematerialized form (XIV)	
								No of voting rights	Total as % of (A+B+C)			No	As a % of total shares held				
(1) Institutions	-	0	0	0	0	0	0	0	0	0	0	0	0	0	0	0	0
(a) Mutual Funds	-	0	0	0	0	0	0	0	0	0	0	0	0	0	0	0	0
(b) Venture Capital Funds	-	0	0	0	0	0	0	0	0	0	0	0	0	0	0	0	0
(c) Alternate Investment Funds	-	0	0	0	0	0	0	0	0	0	0	0	0	0	0	0	0
(d) Foreign Venture Capital Funds	-	0	0	0	0	0	0	0	0	0	0	0	0	0	0	0	0
(e) Foreign Portfolio Investor	-	0	0	0	0	0	0	0	0	0	0	0	0	0	0	0	0
(f) Financial Institution/Banks	-	0	0	0	0	0	0	0	0	0	0	0	0	0	0	0	0
(g) Insurance Companies	-	0	0	0	0	0	0	0	0	0	0	0	0	0	0	0	0



(h)	Provident Funds/Pension Funds	-	0	0	0	0	0	0	0	0	0	0	0	0	0	0	0	0
(i)	Any other	-	0	0	0	0	0	0	0	0	0	0	0	0	0	0	0	0
	Sub Total (B) (1)	-	0	0	0	0	0	0	0	0	0	0	0	0	0	0	0	0
2	CG/SGs/President of India	-	0	0	0	0	0	0	0	0	0	0	0	0	0	0	0	0
	Sub Total (B) (2)	-	0	0	0	0	0	0	0	0	0	0	0	0	0	0	0	0
3	Non Institutions																	
(a)	Individuals-																	
	i. Individual shareholders holding nominal share capital upto Rs. 2 lakhs		5940	3111240	0	0	3111240	35.28	3111240	35.28	0	35.28	0	0	0	0	0	3012261
	i. Individual shareholders holding nominal share capital in excess of Rs. 2 lakhs		39	2713931	0	0	2713931	30.78	2713931	30.78	0	30.78	0	0	0	0	0	2713931
	<u>Names</u>																	
	SankaVenkata Ratnamma	AFVPS 6868Q		100042	0	0	92346	1.13	92346	1.14	0	1.14	0	0	0	0	0	10042
	S. Srinivas Kumar	AIYPS2 600L		128296	0	0	118427	1.45	118427	1.46	0	1.46	0	0	0	0	0	128296
	DasariBhuvan eshwari			87880	0	0	87880	1.00	87880	1.00	0	1.00	0	0	0	0	0	87880
	Rajesh Poddar			413256	0	0	413256	4.69	413256	4.69	0	4.69	0	0	0	0	0	413256
	SugullaSrinivasaRao			106080	0	0	106080	1.20	106080	1.2	0	1.2	0	0	0	0	0	106080

Srinivas



[Signature]

(b)	NBFCs registered with RBI	-	4	93551	0	0	93551	1.06	93551	1.06	0	0	0	0	NA	0	93551
(c)	Employee Trusts	-	0	0	0	0	0	0	0	0	0	0	0	0	NA	0	0
(d)	Overseas Depositories	-	0	0	0	0	0	0	0	0	0	0	0	0	NA	0	0
(e)	Any other specify																
	Bodies Corporate		168	449213	0	0	449213	5.10	449213	5.10	0	5.10	0	0	NA	0	448277
	Hindu Undivided Families		0	0	0	0	0	0	0	0	0	0	0	0	NA	0	0
	Non Resident Indians		46	92214	0	0	92214	1.04	92214	1.04	0	1.04	0	0	NA	0	92214
	Clearing Members		20	5611	0	0	5611	0.06	5611	0.06	0	0.06	0	0	NA	0	5611
	Sub-Total(B)(3)	-	6217	6465760	0	0	6465760	73.32	6465760	73.32	0	0	0	0	NA	0	6365845
	Total Public shareholding (B) = (B)(1)+(B)(2)+(B)(3)	-	6217	6465760	0	0	6465760	73.32	6465760	73.32	0	0	0	0	NA	0	6365845



Table IV – Statement showing shareholding pattern of the Non Promoter – Non Public shareholder

Category & Name of the shareholder (II)	PAN(I)	Nos. of shareholder (III)	No. of fully paid up equity shares held (IV)	No. of Partly paid-up equity shares held (V)	No. of shares underlying Depository Receipts (VI)	Total nos. shares held (VII) = (IV)+(V)+(VI)	Shareholding as a % of total no. of shares (calculated as per SCRR, 1957) (VIII) As a % of (A+B+C2)	Number of Voting Rights held in each class of securities (IX)		No. of Shares Underlying Outstanding convertible securities (including Warrants) (X)	Shareholding, as a % assuming full conversion of convertible securities (as a percentage of diluted share capital) (XI) = (VII)+(X) As a % of (A+B+C2)	Number of Locked in shares (XII)		Number of Shares pledged or otherwise encumbered (XIII)		Number of equity shares held in dematerialized form (XIV)	
								No of voting rights	Total as % of (A+B+C)			No	As a % of total shares held				
(1) Custodian/ DR Holder	0	0	0	0	0	0	0	0	0	0	0	0	0	0	NA	0	0
(a) Name of DR Holder (if applicable)	0	0	0	0	0	0	0	0	0	0	0	0	0	0	NA	0	0
(2) Employee Benefit Trust (under SEBI Share based employee benefit Regulations, 2014)	0	0	0	0	0	0	0	0	0	0	0	0	0	0	NA	0	0
Total Non Promoter-Non Public Shareholding (C)=(C)(1)+ (C)(2)	0	0	0	0	0	0	0	0	0	0	0	0	0	0	NA	0	0

